

BOYERTOWN AREA SCHOOL DISTRICT

ELEMENTARY ENROLLMENT UPDATE

October 25, 2016

---

# Enrollment Review Committee

---

## Timeline

### 2015-16 School year

- Enrollment Review Committee formed
- Enrollment Review Committee held public meetings and reviewed information to make recommendations
- Community Meetings held at each elementary school to share information and encourage participation on this topic

# Enrollment Review Committee

---

## Summary of Items Reviewed

- BASD Elementary background/trends
- Research studies related to review process and class size / Hanover Research
- BASD Attendance areas/Transfinder Program
- Demographic Information / 2015 Pennsylvania Economy League Report
  - Population, Birth Rates, Housing, Projections
- BASD Elementary Buildings / 2012 Feasibility Study
  - Capacity, usage, projected usage, class size

# Enrollment Review Committee

---

## Recommendation - From the May 24, 2016 Enrollment Review Committee Meeting

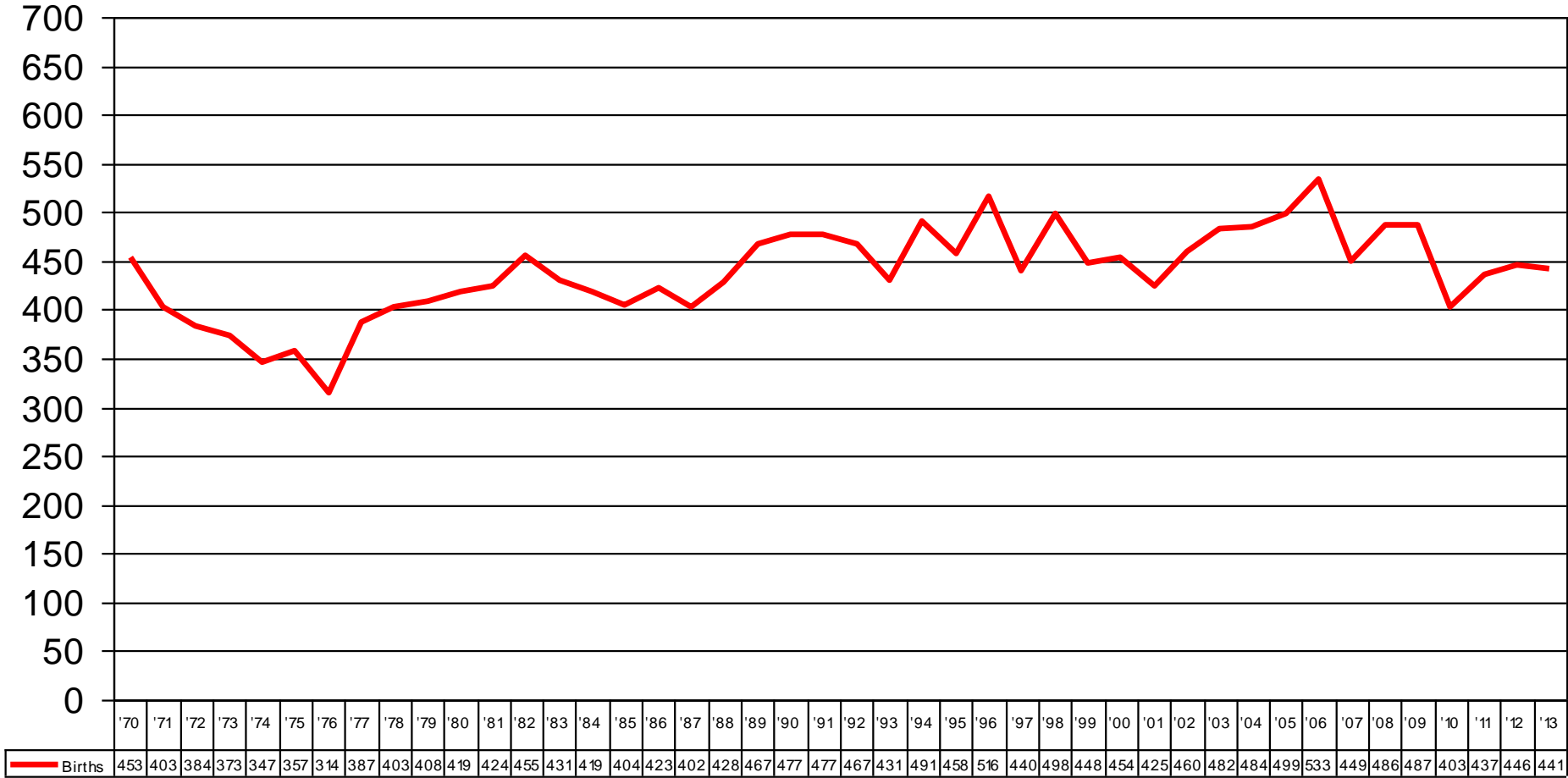
- At the May 24, 2016 meeting, the Enrollment Review Committee directed Administration as follows:
  - Administration will develop redistricting options for Board review
  - Redistricting plan should include efficient use of buildings, neighborhood school assignments, review of gray areas and communication plans
  - No recommendations to consider building, renovating or closing elementary school buildings

# BASD ENROLLMENT

## Day 12 Enrollment Trends

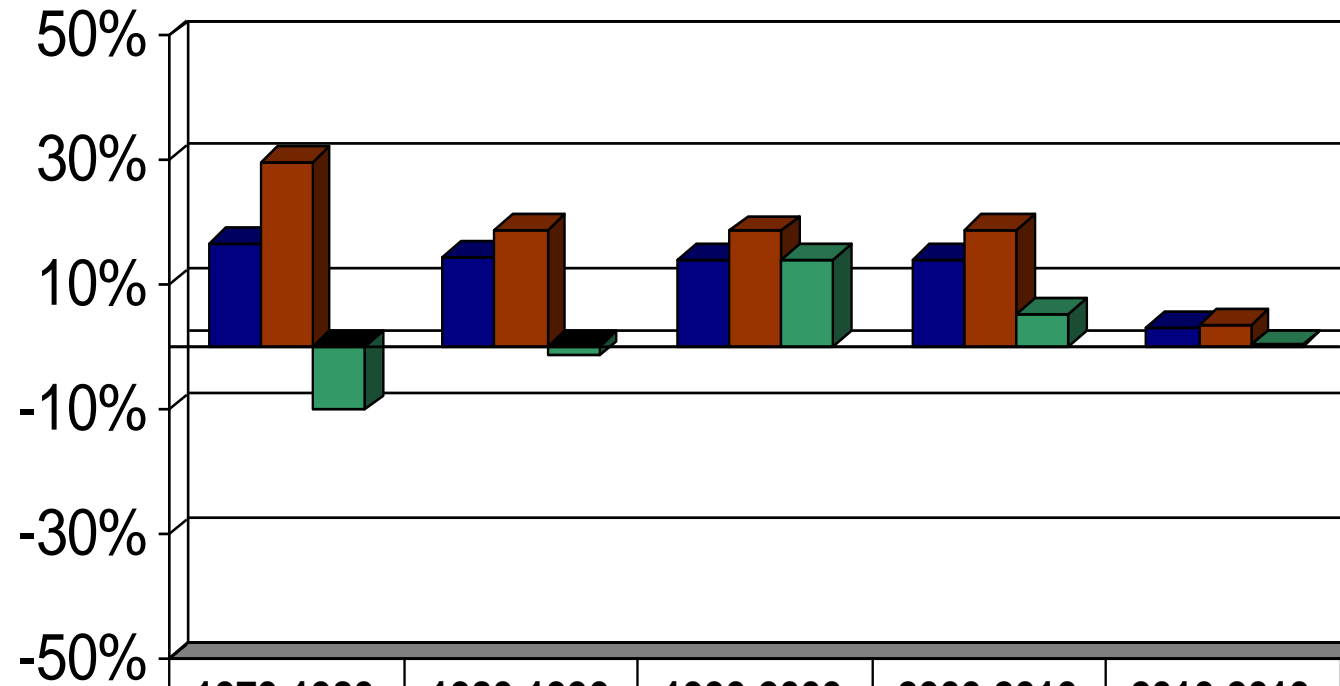
| <u>SCHOOL</u> | <u>2016</u><br><u>ENROLLMENT</u> | <u>2015</u><br><u>ENROLLMENT</u> | <u>2010</u><br><u>ENROLLMENT</u> | <u>5/YR</u><br><u>CHANGE</u> | <u>2005</u><br><u>ENROLLMENT</u> | <u>10 YR</u><br><u>CHANGE</u> | <u>11 YR</u><br><u>CHANGE</u> |
|---------------|----------------------------------|----------------------------------|----------------------------------|------------------------------|----------------------------------|-------------------------------|-------------------------------|
| WES           | 524                              | 534                              | 659                              | -125                         | 673                              | -139                          | -144                          |
| BES           | 590                              | 628                              | 670                              | -42                          | 668                              | -40                           | -78                           |
| CES           | 324                              | 324                              | 358                              | -34                          | 288                              | +36                           | +36                           |
| PFES          | 289                              | 281                              | 295                              | -14                          | 285                              | -4                            | +4                            |
| EES           | 299                              | 292                              | 301                              | -9                           | 292                              | 0                             | +7                            |
| GES           | 815                              | 799                              | 737                              | 62                           | 704                              | +95                           | +111                          |
| NHUF          | 787                              | 779                              | 724                              | 55                           | 714                              | +65                           | +73                           |

# BASD Birth Data 1970-2013



# BASD

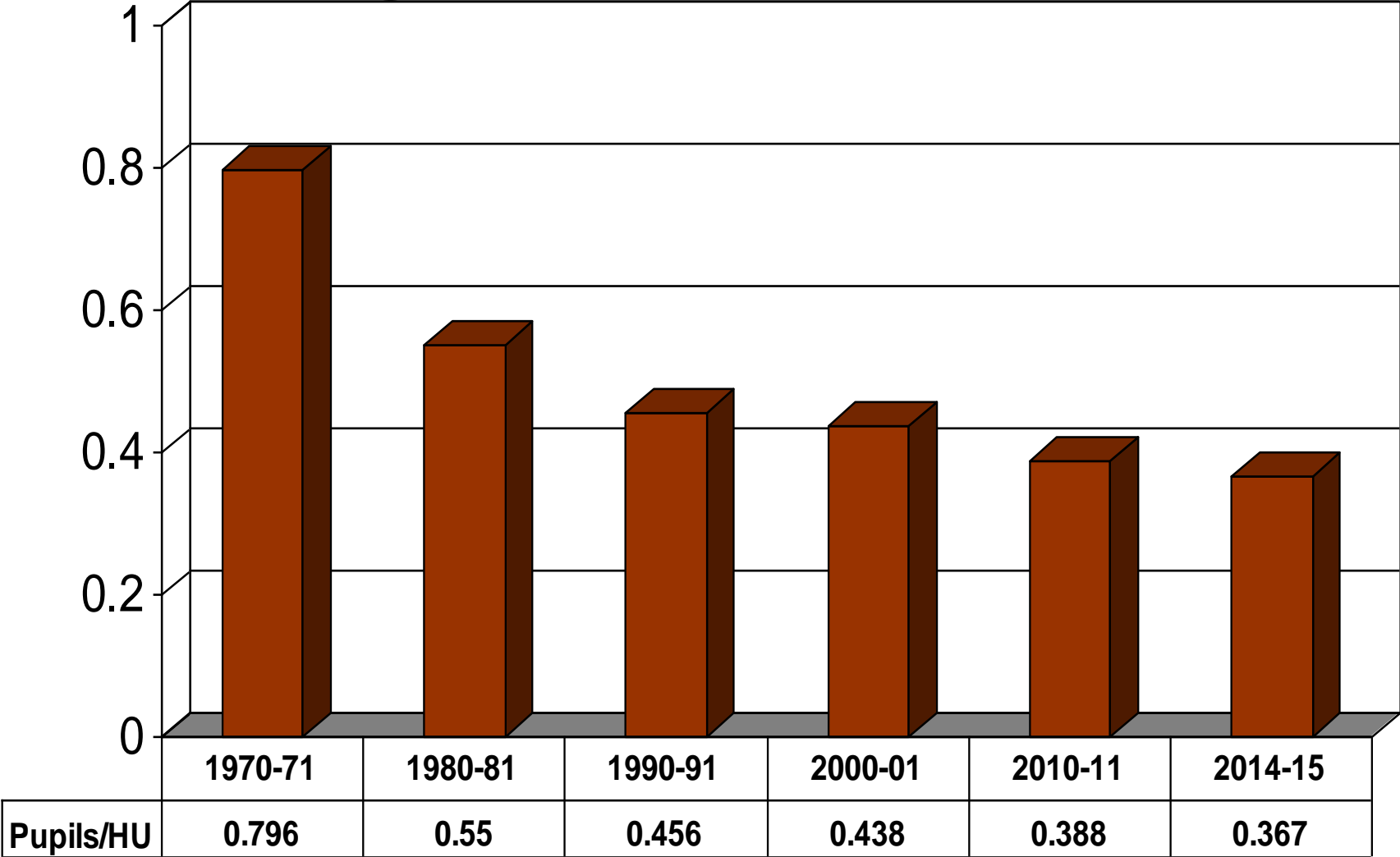
## Population, Housing Units & Enrollments



|                         | 1970-1980 | 1980-1990 | 1990-2000 | 2000-2010 | 2010-2013 |
|-------------------------|-----------|-----------|-----------|-----------|-----------|
| <b>Population</b>       | 16.6%     | 14.5%     | 13.8%     | 13.8%     | 3.2%      |
| <b>Housing Units</b>    | 29.8%     | 18.7%     | 18.5%     | 18.9%     | 3.6%      |
| <b>Total Enrollment</b> | -10.3%    | -1.5%     | 13.8%     | 5.2%      | 0.2%      |

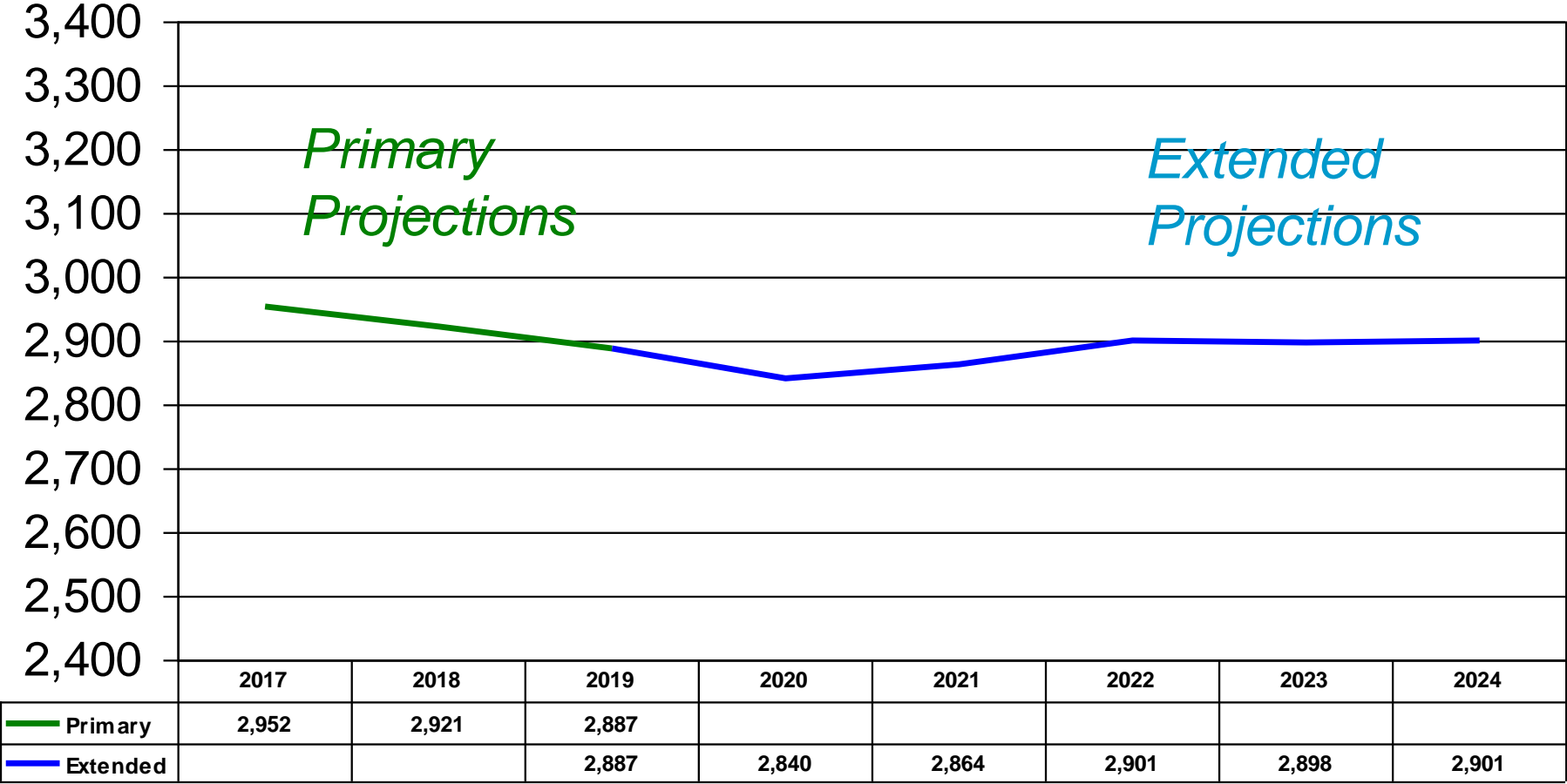
# BASD

## Pupils Per Housing Unit





# BASD Elementary Enrollments (K-5)



# BASD ELEMENTARY BUILDINGS

## Enrollment/Capacity/Room Usage

|             | Sept. 2016 Enrollment | Fall 2017 Enrollment (Est) | 2012 Capacity | Full Size Classrooms | Full Size Classrooms Used for K-6 | Other Uses of Full Size Classrooms  |
|-------------|-----------------------|----------------------------|---------------|----------------------|-----------------------------------|---|
| <b>GES</b>  | 815                   | 667                        | 725           | 36<br>(2 Modular)    | 33<br>2017-28                     | Music – Art – Music Instrumental  |
| <b>NHUF</b> | 787                   | 663                        | 800           | 36                   | 32<br>2017-27                     | Music – Art – Music Instrumental  |
| <b>BES</b>  | 590                   | 465                        | 725           | 35                   | 26<br>2017-22                     | Gifted Support* – Emotional Support *<br>Intervention/Instruction – Music<br>Art – Learning Support 3 |
| <b>WES</b>  | 524                   | 452                        | 700           | 32                   | 24<br>2017-20                     | Music – Art – Autistic Support 2*<br>Learning Support – BCIU Rental*<br>Intervention/Instruction      |
| <b>CES</b>  | 324                   | 264                        | 350           | 20                   | 13<br>2017-11                     | Life Skills 2* – Music – Art<br>Learning Support – Therapy/Speech/OT<br>Intervention/Instruction      |
| <b>EES</b>  | 299                   | 243                        | 350           | 18                   | 13<br>2017-11                     | Learning Support 2 – Art<br>Music – Intervention/Instruction  |
| <b>PFES</b> | 289                   | 244                        | 350           | 15                   | 13<br>2017-11                     | Art/Music<br>Intervention/Instruction   |

## BASD Average Class Size Information 2005-2016

|             | 2005 | 2010 | 2015 | 2016 | 2016/K-3 | 2016 4-6 |
|-------------|------|------|------|------|----------|----------|
| <b>WES</b>  | 24   | 22.7 | 20.5 | 21.0 | 21.4     | 20.4     |
| <b>BES</b>  | 23.9 | 23.9 | 23.3 | 21.9 | 19.9     | 24.3     |
| <b>CES</b>  | 20.6 | 25.6 | 23.1 | 23.1 | 22.4     | 24.2     |
| <b>PFES</b> | 20.4 | 21.1 | 20.1 | 20.6 | 19.5     | 22.2     |
| <b>EES</b>  | 20.9 | 21.5 | 20.9 | 21.4 | 20.1     | 23.0     |
| <b>GES</b>  | 23.5 | 25.4 | 22.8 | 23.3 | 22.6     | 24.1     |
| <b>NHUF</b> | 24.6 | 24.1 | 22.9 | 23.1 | 21.4     | 25.9     |

## ELEMENTARY BUILDING INFORMATION

|      | CONSTRUCTION           | SIGNIFICANT REPAIRS   |
|------|------------------------|---|
| BES  | 1969                   | Paving, Roof/Drainage<br>Classroom UVs<br>Gym Coil Wall<br>Building Exterior<br>HW Heater Upgrade |
| CES  | 1955, 1991             | Boiler Upgrade (PC)<br>AC Installation  |
| EES  | 1954, 1968, 1991       | Rubber Roof<br>Sewer Plant Upgrades<br>AC Installation  |
| GES  | 1930, 1958, 1987, 1995 | Building Exterior Upgrades<br>Playground  |
| NHUF | 1953, 1958, 1964, 1991 | Playground<br>Water Storage Tanks<br>Foam Roof  |
| PFES | 1928, 1957, 1987       | Front Windows/Dryvit<br>Electrical System<br>Roof<br>Septic System<br>AC Installation             |
| WES  | 1961, 1997, 1995       | Roof<br>AC Installation   |

# Administrative Recommendation

---

1. Propose redistricting plan as directed by Enrollment Review Committee
2. Study full day kindergarten options for Board review and consideration
3. Assist Board with recommendations to refresh demographic study and evaluate long term needs due to continued enrollment shift

# Information

---

Agendas , minutes and reports are available on BASD Website at  
<http://www.boyertownasd.org/Page/4373>

## Discussion